


QLEI™

Designed by TROX®


Displacement Chilled Beams




IVORY



GRAY



WHITE



DARK GRAY

Notes:

1. Slight color variation may exist between actual finish and color samples.
2. All colors supplied are in a textured low-gloss finish.
3. Variation in color and gloss level may occur in the manufacturing process.
4. Custom color matching is available at additional cost.
5. Metallic colors are not available.
6. Color match touch-up spray available at addition cost.

