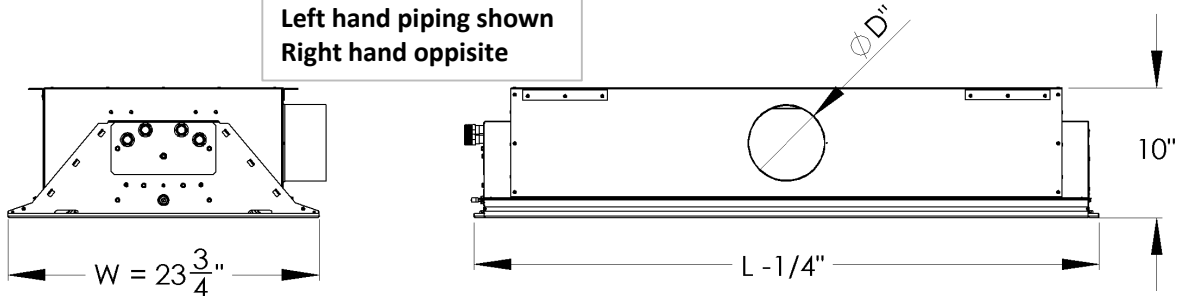


CB-S24

Smart Submittal for 24" Slanted Coil
2-Way Discharge Chilled Beam



COIL CIRCUITS

- 2 pipe 2 Row (2)
- 4 pipe 2 Row (4)

COIL CAPACITY

- Single circuit coil for 0.5-1.50gpm (S)

COIL CONNECTIONS

- 5/8" OD (for sweat connection by others) (N)
- 1/2" MNPT (for field connection to 1/2" FNPT fittings) (M)*

AIR THROW

- 2-Way Throw Standard (2W)

INDUCTION SELECTION

- 6R 4R 3R 2R - (Recommended tall plenum)
-

GRILLE OPTIONS

- Perforated (P)

CASING/PIPING HANDING (see page 2 for details)

- Coil Left Hand, Side Inlet (L) (as shown above)
- Coil Right Hand, Side Entry (R) (Coil Opposite Side)
- Coil Universal Handing, Top Entry (T) Centered

BORDER TYPE (see page 2 for details)

- Standard flush T-Bar (STD)
- Tegular 9/16" T-Bar (TG1)
- Tegular 15/16" T-Bar (TG2)
- Exposed Mount (EXP) * 36" wide

UNIT SIZE (see page 2 for details)

- 2' nom. L = 24" (2FT)
- 3' nom. L = 36" (3FT)
- 4' nom. L = 48" (4FT)
- 5' nom. L = 60" (5FT)
- 6' nom. L = 72" (6FT)
- 7' nom. L = 84" (7FT)
- 8' nom. L = 84" (8FT)

INLET SIZE (see page 2 for details)

- 4" nom. (DØ = 3 7/8" H= 8 1/2")
- 5" nom. (DØ = 4 7/8" H= 8 1/2")
- 6" nom. (DØ = 5 7/8" H= 8 1/2")
- 8" nom. (DØ = 7 7/8" H= 11")

COLOR SELECTION

- RAL9010 30% Gloss (0)
- Optional RAL finish (RAL)*

RAL

COIL FINISH

- Self finish (0)
- Flat black (F)*

INSULATION

- No insulation (0)
- External insulation (E)*

INLET

- Round (0)

HANGING BRACKETS

- Fixed (0)

PLENUM FINISH

- Self finish (0)
- Painted (P)*

Tags: QTY:

SPECIFICATIONS (also see specification sheet)

- Beams constructed of steel and finished with powdercoat paint
- Plenums constructed of 20ga galvanized steel (unfinished)
- Lockable swing down grille panel that is removable to change swing direction
- Accessible balancing /commissioning port from room side

*Indicates an added cost item

- Additional lead time may be required
- Contact Carson Solutions for more information

Project:

Submittal Date:

Location:

Product Code

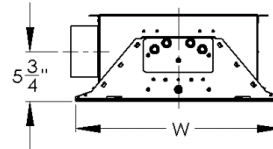
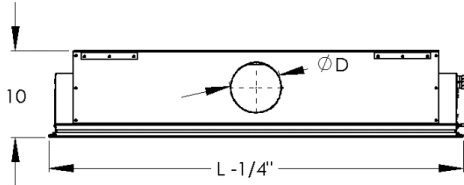
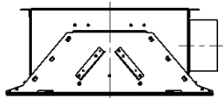
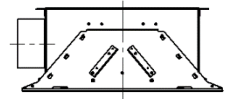
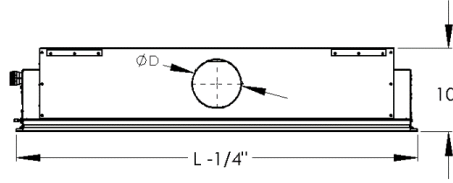
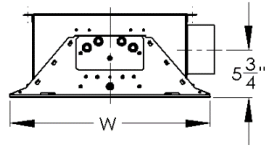
CB-S24-****_**_*_*_*_*_*X*_**_****

Page

Side Inlet - Coil Mount Handings

Left Coil Handing/
Pipes Left of Inlet

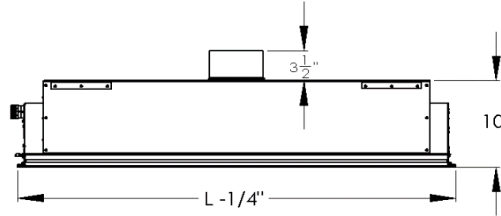
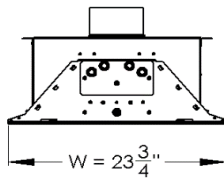
W = 23 3/4"



Right Coil Handing/
Pipes Right of Inlet

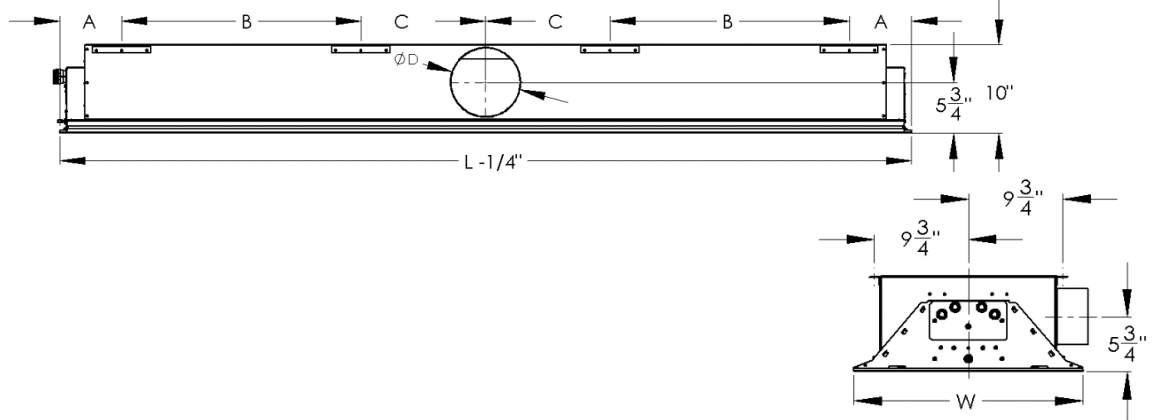
W = 23 3/4"

Top Inlet Casing is Universal



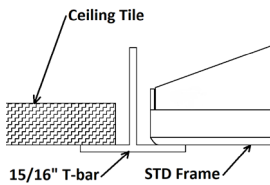
Fixed Bracket Mounting Locations

Beam Length	A (in)	B (in)	C (in)		
2'	7	-	-		
3'					
4'					
5'					
6'				18 7/8	10
7'				22 7/8	12
8'				26 7/8	14

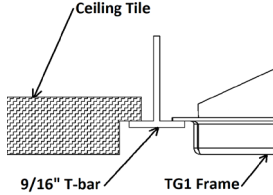


Ceiling Grid T-Bar Border Style Options

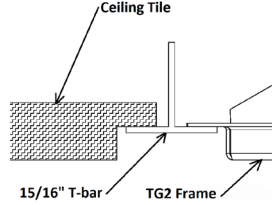
Standard (STD)



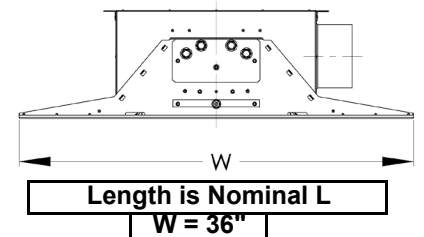
9/16" Tegular (TG1)



15/16" Tegular (TG2)



Exposed Mount Border



Project: Carson Samples

Submittal Date: 9/13/2022

Location: Golden Valley, MN

Page 15